




TEAS Test Registration at Minnesota State College Southeast

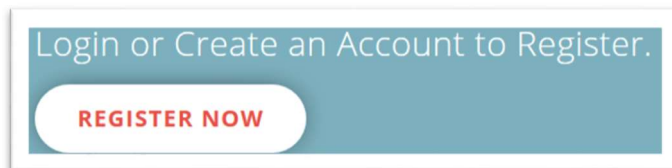
1. Enter www.atitesting.com on your web browser (or click the embedded link).
2. Under select a site below, click on "I AM PREPARING FOR OR TAKING THE TEAS"



3. On ATI's Menu Bar toward top of page click on "TEAS ". On the drop down menu, click "Register for TEAS".

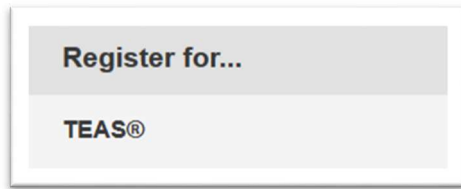


4. Scroll down to red object with white lettering that says "Start Registration". Click "Start Registration".



5. Enter username and password.
 - a. If you already have an account, you will need to access your account settings and set your institution to "MN State College Southeast Red Wing PN".
 - b. ***If you do not have a user name, create an account with ATI.***

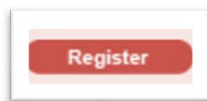
6. On left-hand side of screen under “Register For” click “TEAS”.



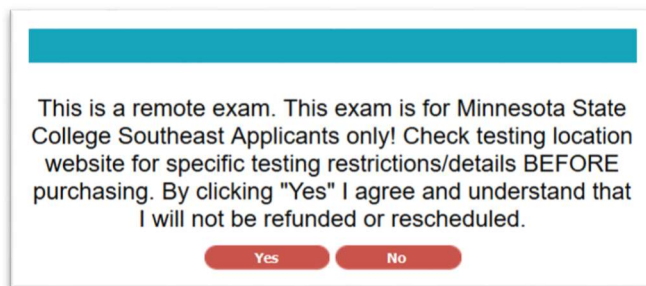
7. The next screen appears. Enter the following into the designated fields

Program Type	TEAS for Nursing Students	▼
Country	USA	▼
State	Minnesota	▼
City	Red Wing	▼

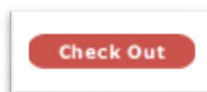
8. The currently available testing dates are listed. Scroll to find your preferred date and click on “Register” (located on the right-hand side of the screen).



9. The following message will appear. You will need to answer “Yes” to continue.



10. The test will now appear in your virtual shopping cart. Click “Check Out” to continue.



11. Enter your personal information and payment details on the next two screens. You will then need to check the box to indicate the information is accurate.

I have reviewed my order carefully and confirm that it is accurate and complete.

12. Click “Submit Order” to finalize your order.

13. You will receive a confirmation email with detailed instructions on the next steps to complete prior to your exam date.